



UNITED ARAB EMIRATES
MINISTRY OF EDUCATION

Staying Safe Online

Cycle 1 – Grade 1



Computing, Creative Design and Innovation

Student book

Grade 1

Volume 3

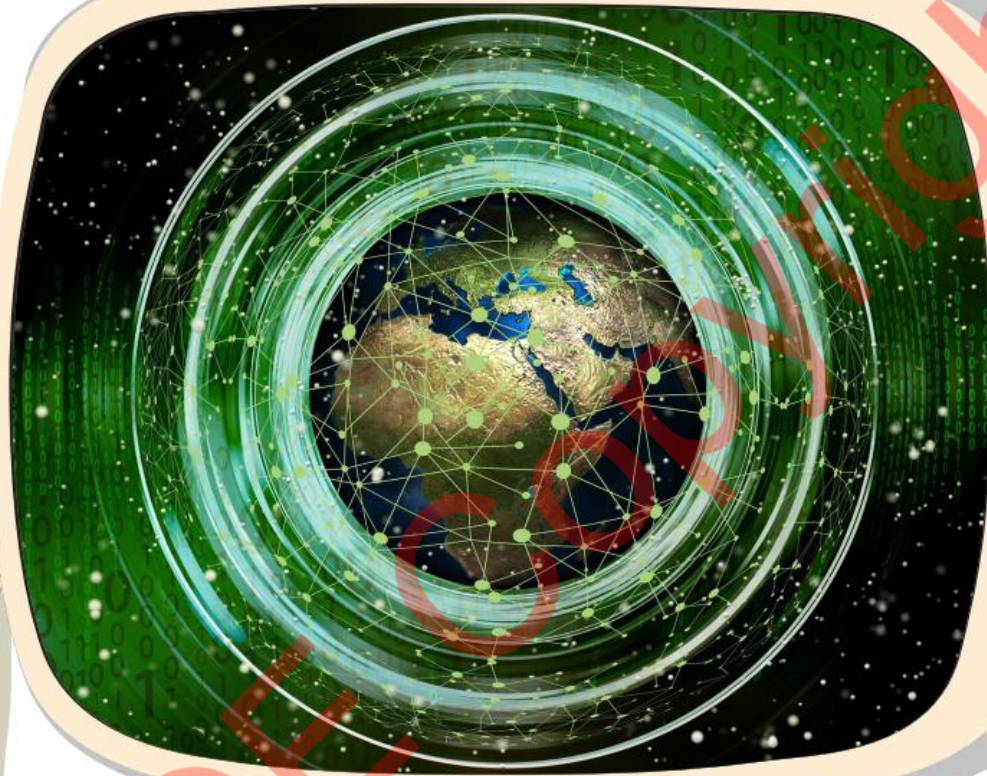
MOE Copyright

1445- 1446 A.H. /2024- 2025 A.D.




Unit 2

Digital World



25



Staying safe online

Personal privacy


We have a lot of personal information on the Internet.



Did You Know?

Personal information is anything that can identify you. It can be anything connected to you. For example:

- ◆ Name
- ◆ Date of Birth
- ◆ Home Address



35

Some apps need this information.

For example, food delivery service needs:



Home address



Credit card
information

This helps them
deliver food to
your home.



But it is important to keep this information safe.



Activity 2



36

Online risks

People can steal your information.

This has many risks:



Bullying



Identify theft



Fraud







This is what you should do:



**Create a strong
password**



Log out after use



**Tell your parents
if something is
wrong**



**Only use trusted
apps**



This is what you should not do:

DOWNLOAD



Download unknown things



Talk to people you do not know



Share your password with others



Share personal information online



Activity 3

Theory



40

Passwords

Passwords are codes. You can use them to protect:




Computers



Online Accounts

For example, you use a password to protect your LMS.

Login

 Login

☐ Remember Me

[Forgot Password?](#)



You also use a **password** to protect your MOE email.

Passwords are a great way to **protect** your information.



Note!

You should make **passwords** that are **hard** to guess.



Activity 4



42



Computing, Creative Design and Innovation

Activity book
Grade 1

Volume 3

MOE Copyright



1445- 1446 A.H. /2024- 2025 A.D.



Staying safe online



Activity 2

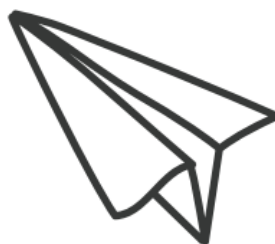
Interactive



Discuss **personal privacy** with your teacher.
Tick which information is okay to share online.

- ☐ Your first name
- ☐ Your home address
- ☐ Your favourite team
- ☐ Your friends' and family's private information
- ☐ The country you live in

Student
feedback



25



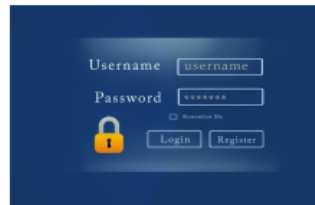
Activity 3

Theory



Place a tick or cross in each box. what you should not do?

Share your password

☐

Log out when you are finished

☐

Talk to people you do not know

☐

Download unknown things

☐

Student feedback





Activity 4



Ahmad wants to create a password for his computer.
Which password should he choose?

- ☐ ahmad
- ☐ @hM4d!



Did You Know?

Passwords are case sensitive.

Student
feedback



